

**KHSAA TITLE IX  
ANNUAL REPORT SUBMISSION  
STATUS REPORT  
2008-2009**

KHSAA  
Form T65  
Revised 4/09

TO: KHSAA Member School Superintendents, Principals, and Athletic Directors

FROM: Brigid L. DeVries, Commissioner  
Darren Bilberry, Assistant Commissioner

DATE: 4/23/2009

School	Barren County High School	Reviewed by	Jenny McCarty
--------	---------------------------	-------------	---------------

The following is a status report regarding the required 2008 - 2009 Title IX Annual Report submission of forms due into the KHSAA office by April 15, 2009. Appropriate KHSAA Audit Team personnel have reviewed these forms and the following is a summary of this review.

I. Checklist of Forms properly submitted in a satisfactory manner:

<b>X</b>	GE 19 (Annual Verification)	<b>X</b>	T-35 (Budget Expenses)
<b>X</b>	T-1 (Summary Program Chart 1)	<b>X</b>	T-36 (Budget Expenses)
<b>X</b>	T-2 (Summary Program Chart 2)	<b>X</b>	T-41 (Checklist - Overall Interscholastic Program)
<b>X</b>	T-3 (Summary Program Chart 3)	<b>X</b>	T-60 (Corrective Action Plan)
<b>x</b>	T-4 (Summary Program Chart 4)	na	T-63 (Interscholastic Survey Results)

II. Status

A.	<b>X</b>	2008 - 2009 Forms are satisfactory and no further information or action is necessary at this time.
B.		Errors have been noted with respect to the following forms:
C.		The following forms were omitted and must be submitted by school representatives:
D.	<b>X</b>	According to the 2008-2009 data, the school appears to be meeting the standards established in: <input checked="" type="checkbox"/> Test 1 (Athletic participation is proportionate to enrollment) <input type="checkbox"/> Test 2 (History and continuing practice of program expansion) <input checked="" type="checkbox"/> Test 3 (Full and effective accommodation of interests and abilities)
E.	<b>X</b>	Other Recommendation and Comments: <ul style="list-style-type: none"> <li>• Please make sure that specific dates are listed for Gender Equity Review Committee Meetings. It is beneficial for the committee to meet, review, and approve the annual report. According to dates submitted your committee had not met since January 2009.</li> <li>• Your expenditures reported this year show a slight disparity in spending. Although not a flag for one year of reporting, it is recommended that you please continue to monitor spending.</li> </ul>



# KENTUCKY HIGH SCHOOL ATHLETIC ASSOCIATION 2008-2009 ANNUAL VERIFICATION OF TITLE IX PROCEDURES

KHSAA Form GE19  
F: Forms/GE19  
Rev. 12/08

(To be submitted by April 15, 2009 along with other required forms)

MAR 30 2009

The Barren County High School, Glasgow, Kentucky  
(Name of High School) (City)

certifies to the Kentucky High School Athletic Association that the following is an accurate and true representation of the facts surrounding compliance with 20 U.S.C. Sections 1681-1688, et. Seq. (also known as Title IX)

I certify the following provisions in accordance with records at the school contained in the permanent Title IX file, at least one copy of which must be maintained in the Principal's office, and to the best of my knowledge have completed the following tasks.

Established a gender equity committee at the high school. **(List committee personnel and provide attachment if necessary)**

Name	Address	Phone	Title
(Supt., Principal, Student, Parent, Coach, Etc.)			
Keith Hale	Barren Co. High	270 651-6315	Principal
Bob Blair	Barren Co. High	270 651-6552	Athletic Director/Desig. Rep.
John Butler	Barren Co. High	270 651-6315	Teacher/Coach
Sue Prieskorn	Barren Co. High	270 651-6315	Teacher
Bo Matthews/Mark Wallace	Central Office	270 651-3787	DPP/Special Programs
Christy Austin	Trojan Academy	270 629-5505	Parent/Booster Club
Kelsey Trowbridge/Austin Birge	Barren Co. High	270 651-6315	Students

Scheduled a minimum of three meetings during the 2008-2009 school year on the following dates:

August 2008	January 2009
October 2008	January 8 <sup>th</sup> 2009 Revisit and Meeting
December 2008	

Designated the following person(s) as the Title IX coordinator for the school:

Name	Title	Address	Phone
Bob Blair	A.D./Desig. Rep.	Barren Co. High School	270 651-6552

Designated the following person(s) as the Title IX coordinator for the district:

Name	Title	Address	Phone
Mark Wallace	Special Programs	Central Office	270 651-3787
Bo Matthews	DPP	Central Office	270 651-3787

School personnel are continuing to make periodic reviews of the boys' and girls' athletics program reflected in the Corrective Action Plan.

In addition to the above information, the above referenced school maintains a complete permanent file relative to Title IX records including copies of the self-assessment audit, all corrective action plans, and other related materials.

Principal's Signature

Date

Superintendent Signature

School Board Chairpersons' Signature

(Send original copy to KHSAA - Maintain duplicate in Title IX school folder)

**ACCOMMODATION OF INTERESTS AND ABILITIES  
SUMMARY PROGRAM CHART T-1**



**Participation Opportunities Test One**

		(Column 1)	(Column 2)	(Column 3)	(Column 4)
	Program	Enrollment	Percentage of Total Enrollment	Number of Interscholastic Participants (double and triple count)	Percentage of Total Participation
Row 1	GIRLS	616	49.3	292	47.8
Row 2	BOYS	634	50.7	319	52.2
Row 3	Totals	1250	100%	611	100%

Instructions:

\*Number of 8<sup>th</sup> grade students & below used in  
Column 3 and Column 4 calculations: 109

- Determine the total number of girls enrolled, (place in Row 1, Column 1).  
Determine the total number of boys enrolled, (place in Row 2, Column 1).
- Add the total number of girls and boys enrolled to determine total enrollment, (place in Row 3, Column 1).
- Calculate the percentage of total enrollment that is female. (Divide Row 1, Column 1 by Row 3, Column 1 and place in Row 1, Column 2.) Calculate the percentage of total enrollment that is male. (Divide Row 2, Column 1 by Row 3, Column 1 and place in Row 2, Column 2.) Note: Row 1, Column 2 plus Row 2, Column 2 should total 100%.
- Ask coaches to confirm the names of those individuals who are on the team as of the first **date of regular season competition**, and cross out the names of those who were cut from the team or quit the team prior to the first regular season competitive event. Determine the total number of interscholastic athletics participants that are girls, (and place in Row 1, Column 3). In order to determine the total number of athletics participants, an individual should be counted each time he or she participates on a team. For example, if Jane Doe competes on the varsity volleyball team, the junior varsity volleyball team, the junior varsity basketball team, and the varsity softball team, she should be counted as four participants (**do not include club or intramural sports participants, cheerleaders, dance teams, or pom squads**). Calculate the same way for boys and girls. \* In addition, should 8<sup>th</sup> grade students and below play on a Freshman, Junior Varsity, or Varsity team, they should also be counted for each team and sport on which they participate. If applicable, please asterisk in the above notation as to how many 8<sup>th</sup> grade students & below are included in the totals.  
Using the same procedure, determine the total number of interscholastic athletic participants that are boys, (and place in Row 2, Column 3). Add Row 1, Column 3 plus Row 2, Column 3 to get total participants and place in Row 3, Column 3.
- Calculate the percentage of female participation. (Row 1, Column 3 divided by Row 3, Column 3 and place in Row 1, Column 4.)  
Calculate the percentage of male participation. (Row 2, Column 3 divided by Row 3, Column 3 and place in Row 2, Column 4.) Note: Row 1, Column 4 plus Row 2, Column 4 should total 100%.

Note: While being within three percent is not a formal compliance standard; if the percent listed in Row 1, Column 4 is within 3% of Row 1, Column 2, then it provides a good target within which compliance is likely.

Principal's Signature: \_\_\_\_\_

Date: \_\_\_\_\_

Copyright 1999, Good Sports, Inc., Title IX and Gender Equity Specialists. All rights reserved.



**2008-2009**  
**ACCOMMODATION OF INTERESTS AND ABILITIES**  
**SUMMARY PROGRAM CHART T-1**

KHSAA  
 Form T1  
 F:\Forms\T1Sample  
 Rev 10/08

**Participation Opportunities Test One**

**SAMPLE FORM**

		Column 1	Column 2	Column 3	Column 4
	Program	Enrollment	Percentage of Total Enrollment	Number of Interscholastic Participants (double and triple count)	Percentage of Total Participation
Row 1	GIRLS	429	52.1%	96	36.5%
Row 2	BOYS	394	47.9%	167	63.5%
Row 3	Totals	823	100%	263	100%

Instructions:

\*Number of 8<sup>th</sup> grade students & below used in Column 3 and Column 4 calculations: \_\_\_\_\_

- 1) Determine the total number of girls enrolled, (place in Row 1, Column 1). Determine the total number of boys enrolled, (place in Row 2, Column 1).
- 2) Add the total number of girls and boys enrolled to determine total enrollment, (place in Row 3, Column 1).
- 3) Calculate the percentage of total enrollment that is female. (Divide Row 1, Column 1 by Row 3, Column 1 and place in Row 1, Column 2.) Calculate the percentage of total enrollment that is male. (Divide Row 2, Column 1 by Row 3, Column 1 and place in Row 2, Column 2.) Note: Row 1, Column 2 plus Row 2, Column 2 should total 100%.
- 4) Ask coaches to confirm the names of those individuals who are on the team as of the first **date of regular season competition**, and cross out the names of those who were cut from the team or quit the team prior to the first regular season competitive event. Determine the total number of interscholastic athletics participants that are girls, (and place in Row 1, Column 3). In order to determine the total number of athletics participants, an individual should be counted each time he or she participates on a team. For example, if Jane Doe competes on the varsity volleyball team, the junior varsity volleyball team, the junior varsity basketball team, and the varsity softball team, she should be counted as four participants (**do not include club or intramural sports participants, cheerleaders, dance teams or pom squads**). Calculate the same way for boys and girls. \* In addition, should 8<sup>th</sup> grade students and below play on a Freshman, Junior Varsity, or Varsity team, they should also be counted for each team and sport on which they participate. If applicable, please asterisk in the above notation as to how many 8<sup>th</sup> grade students & below are included. Using the same procedure, determine the total number of interscholastic athletic participants that are boys, (and place in Row 2, Column 3. Add Row 1, Column 3 plus Row 2, Column 3 to get total participants and place in Row 3, Column 3).
- 5) Calculate the percentage of female participation. (Row 1, Column 3 divided by Row 3, Column 3 and place in Row 1, Column 4.) Calculate the percentage of male participation. (Row 2, Column 3 divided by Row 3, Column 3 and place in Row 2, Column 4.) Note: Row 1, Column 4 plus Row 2, Column 4 should total 100%.

Note: While being within three percent is not a formal compliance standard; if the percent listed in Row 1, Column 4 is within 3% of Row 1, Column 2, then it provides a good target within which compliance is likely.

Principal's Signature: \_\_\_\_\_

Date: 3-23-09

**2008-2009**  
**ACCOMMODATION OF INTERESTS AND ABILITIES**  
**SUMMARY PROGRAM CHART T-2**

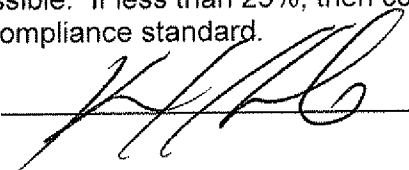
KHSAA  
 Form T2  
 Rev. 12/08

**Participation Opportunities Test Two**

			Column 1	Column 2	Column 3	Column 4	Column 5
Program			Number of Teams Currently Offered	Number of Participants	Number of Teams Added Since the beginning of the 2004-2005 School Year	Number of participants for the 2008-09 school year who are playing on teams added since the 2004-05 school year	Percent of Total Participation By Sex Added Since the beginning of the 2004-2005 School Year
GIRLS	Row 1	varsity:	9	154	0	0	
	Row 2	j.v.:	7	107	1	19	
	Row 3	frosh:	3	31	2	20	
	Row 4	total:	19	292	3	39	13.4%
BOYS	Row 5	varsity:	9	160	0	0	
	Row 6	j.v.:	7	115	1	8	
	Row 7	frosh:	3	44	1	12	
	Row 8	total:	19	319	2	20	6.3%

- 1) For Column 1, list the number of interscholastic teams offered for girls and boys at each competitive level (varsity, junior varsity, and freshman). For girls, total each of the entries in Rows 1, 2, and 3 into Row 4. For boys, total Rows 5, 6, and 7 into Row 8.
- 2) For Column 2, list the number of participants at each level. For girls, total each of the entries in Rows 1, 2, and 3 into Row 4. For boys, total Rows 5, 6, and 7 into Row 8. **Note:** The totals in Row 4 for girls and in Row 8 for boys must be the same as the totals in Form T-1, Column 3, Rows 1 and 2 respectively.
- 3) For Column 3, list the number of interscholastic teams that have been added in the last five years at each competitive level. Count each team added during the 5 year period only one time. e.g. Girl's junior varsity soccer was added 3 years ago, count the team only once, not 3 times. For girls, total the entries in Rows 1, 2, and 3 into Row 4. For boys, total Rows 5, 6, and 7 into Row 8.
- 4) For Column 4, list the number of participants that are **currently** on each level of the teams that were added in the last five years. If a team was added previously but no longer exists, there are no current participants to be added for that team. For girls, total the entries in Rows 1, 2, and 3 into Row 4. For boys, total Rows 5, 6, and 7 into Row 8.
- 5) For Column 5, calculate the percentage of participants that have been added in the last five years. For girls, take the number in Column 4, Row 4 and divide by the number in Column 2, Row 4. For boys, take the number in Column 4, Row 8 and divide it by the number in Column 2, Row 8.

Note: If the percentage of current participants added in the last five years is 25% or greater, compliance with Test Two may be possible. If less than 25%, then compliance with Test Three should be analyzed. **CAUTION:** 25% is not a formal compliance standard.

Principal's Signature:  Date: 3-23-09

**2008-2009  
ACCOMMODATION OF INTERESTS AND ABILITIES  
SUMMARY PROGRAM CHART T-3**


**Participation Opportunities Test Three**

FOR ANY QUESTION ANSWERED "YES" IDENTIFY THE RESPECTIVE SPORT(S).

	GIRLS (Yes / No)		BOYS (Yes / No)
1. For a sport <u>not</u> currently offered in your interscholastic athletics program, is there sufficient interest to form a viable interscholastic team based on participation on an <u>intramural team</u> .	NO		NO
2 For a sport <u>not</u> currently offered, is there sufficient interest, based on the responses to your most recent Student Interest Survey, to form a viable <u>interscholastic team</u> for a sport not currently offered. If yes, what sport?	NO		YES Wrestling
3. For a sport currently offered at the junior varsity or freshman level is there sufficient interest, based on your most recent Student Interest Survey, to form a <u>varsity team</u> not currently offered?	NO		NO
4. For a sport currently offered at the varsity level only, is there sufficient interest, based on your most recent Student Interest Survey, to form a viable team for a <u>junior varsity or freshman team</u> that is not currently offered?	NO		NO
5. If you answered YES to question (1), (2), (3), or (4), are there enough high schools in the geographic area offering the sport (at the appropriate level) to allow for the development of a reasonable schedule of competition?	NO		NO

**Plans to Address Interest:**

Principal and Athletic Director have looked at possible candidates for interest in coaching wrestling and gathering information on equipment.

Principal's Signature :  Date: 03-23-09




**2008-2009**  
**ACCOMODATION OF INTERESTS AND ABILITIES**  
**SUMMARY PROGRAM CHART T-4**

KHSAA  
 Form T4  
 F-Forms/T4  
 Rev. 12/08

**Levels of Competition Test One**

		Column 1	Column 2	Column 3
Girls	Team Levels	Number of Teams Currently Offered	Number of Participants	Percentage of Participants at Each Level
Row 1	varsity:	9	154	52.7%
Row 2	j.v.:	7	107	36.7%
Row 3	frosh:	3	31	10.6%
Row 4	total:		292	100%
<b>Boys</b>				
Row 5	varsity:	9	160	50.2%
Row 6	j.v.:	7	115	36%
Row 7	frosh:	3	44	13.8%
Row 8	total:		319	100%

- 1) Column 1, list the number of interscholastic teams offered for girls and boys at each competitive level; varsity, junior varsity, and freshman. (Refer to Form T-2, Accommodation of Interests and Abilities, Summary Program Chart 2, Column 1.)
- 2) For Column 2, list the number of participants at each level. For girls, total the entries in Rows 1, 2, and 3 into Row 4. For boys, total the entries in Rows 5, 6, and 7 into Row 8. (Refer to Form T-2, Accommodation of Interests and Abilities, Summary Program Chart 2, Column 2.)
- 3) For Column 3, calculate the percentage of female and male participants at each level.  
 For girls' varsity, junior varsity, and frosh, respectively:
  - Divide Column 2, Row 1 by Column 2, Row 4, and place the percentage in Column 3, Row 1
  - Divide Column 2, Row 2 by Column 2, Row 4, and place the percentage in Column 3, Row 2.
  - Divide Column 2, Row 3 by Column 2, Row 4, and place the percentage in Column 3, Row 3.
  -
 For boys' varsity, junior varsity, and frosh, respectively:
  - Divide Column 2, Row 5 by Column 2, Row 8, and place the percentage in Column 3, Row 5.
  - Divide Column 2, Row 6 by Column 2, Row 8, and place the percentage in Column 3, Row 6.
  - Divide Column 2, Row 7 by Column 2, Row 8, and place the percentage in Column 3, Row 7.


Principal's Signature:  Date: 03-23-09

**2008-2009  
ACTUAL EXPENDITURES - PROGRAM COMPARISON CHART 1  
TO INCLUDE BOOSTER CLUB FUNDING**

	equipment and supplies		travel		awards		coaches' salaries (to include supplemental and extended employment; dollar amount required)		facilities improvements		publications (if sport-specific)	
	Expenditures		Expenditures		Expenditures		Expenditures		Expenditures		Expenditures	
	School	Booster	School	Booster	School	Booster	School	Booster	School	Booster	School	Booster
G basketball	3632	NA	5768	250	457	NA	14200	3	0	0	TOTAL=	24307
B basketball	4092	NA	6606	250	208	NA	14200	3	0	0	TOTAL=	25356
G softball	6461	NA	3700	250	402	NA	7050	4	3	0	TOATL=	17867
B baseball	5432	NA	4200	250	241	NA	7050	4	3	0	TOTAL=	17173
G cross country	781	NA	1750	250	349	NA	3400	1	2	0	TOTAL=	6530
B cross country	728	NA	1750	250	174	NA	3400	1	2	0	TOTAL=	6302
G golf	904	NA	1160	250	300	NA	1150	1	2	0	TOTAL=	3764
B golf	248	NA	1160	250	100	NA	1150	1	2	0	TOTAL=	2908
G soccer	1551	NA	2102	250	500	NA	4500	2	2	2000	TOTAL=	10903
B soccer	2990	NA	3447	250	499	NA	4500	2	2	2000	TOTAL=	13686
G swimming	750	NA	975	125	56	NA	975	2	2	0	TOTAL=	2881
B swimming	750	NA	975	125	56	NA	975	2	2	0	TOTAL=	2881

Total expenditures on T-25 and T-26 on the 2008-2009 year report due by April 15, 2009, should reflect the total amounts spent (rounded off to nearest dollar) for the entire school year of 2007-2008 ending June 30, 2008.  
 2. Booster Club Funding/Contributions must be included in the above expenditures total. (Note: It is illegal for coaches to be paid by Booster Clubs - Reference KHSAA Bylaw 27)

Date: 3-23-09

Principal's Signature: 



Form T-36  
REV. 12/08


**2008-2009  
ACTUAL EXPENDITURES - PROGRAM COMPARISON CHART 2  
TO INCLUDE BOOSTER CLUB FUNDING**

	equipment and supplies		travel		awards		coaches' salaries (to include supplemental and extended employment; dollar amount required)		facilities improvements		publications (if sport-specific)	
	Expenditures		Expenditures		Expenditures		Expenditures		Expenditures		Expenditures	
	School	Booster	School	Booster	School	Booster	School	Booster	School	Booster	School	Booster
G track	1006	NA	675	125	115	NA	3400	1	1000	0	TOTAL=	6321
B track	1396	NA	675	125	115	NA	3400	1	1000	0	TOTAL=	6711
G tennis	1866	NA	595	125	60	NA	1150	2	250	0	TOTAL=	4046
B tennis	1866	NA	595	125	60	NA	1150	2	250	0	TOTAL=	4046
G volleyball	4392	NA	2684	250	200	NA	4550	2	0	0	TOTAL=	12076
B wrestling	NA	NA	NA	NA	NA	NA	NA		NA	NA		
G (list sport)	NA	NA	NA	NA	NA	NA	NA		NA	NA		
B football	20340	NA	5092	250	250	NA	28750	7	0	0	TOTAL=	54684
G (list sport)	NA	NA	NA	NA	NA	NA	NA		NA	NA		
B (list sport)	NA	NA	NA	NA	NA	NA	NA		NA	NA		

1. Total expenditures on T-35 and T-36 on the 2008-2009 year report due by April 15, 2009, should reflect the total monies spent (rounded off to nearest dollar) for the entire school year of 2007-2008 ending June 30, 2008.  
 2. Booster Club Funding/Contributions must be included in the above expenditures totals.  
 Indicate percentage of total expenditures for each gender: (If disparities are obvious, list on your Corrective Action Plan (T-60) what action you will take to correct the problem).

Gender	Expenditures	Percentage
Boys	\$ 133747	60.1%
Girls	\$ 88695	39.9%
<b>Total:</b>	<b>\$ 222442</b>	<b>100%</b>

Date: 3-23-09

Principal's Signature:   
 Copyright 1999, Good Sports, Inc., Title IX and Gender Equity Specialists. All rights reserved.

## 2008-2009 KHSAA TITLE IX ATHLETICS AUDIT

KHSAA  
Form T41  
Rev. 12/08

### Checklist - Overall Interscholastic Athletics Program

**DIRECTIONS:**

For the Areas of Compliance (Opportunities and Benefits) listed on the left hand side of the page, place a checkmark under the appropriate column identifying whether your school provided an advantage to the Girls' Program, or to the Boys' Program or to Neither Program. A review of T-35 and T-36 spending patterns might be helpful in completing this form.

Areas of Compliance:	ADVANTAGE TO:		
	GIRLS' PROGRAM	BOYS' PROGRAM	NEITHER PROGRAM
<b>OPPORTUNITIES</b>			
Accommodation of Interest and Abilities			X
<b>BENEFITS</b>			
Equipment and Supplies			X
Scheduling of Games and Practice Time			X
Travel and Per Diem Allowances			X
Coaching			X
Locker Rooms, Practice and Competitive Facilities			X
Medical and Training Facilities and Services			X
Publicity			X
Support Services			X
Athletic Scholarships			X
Tutoring			X
Any meals provided for home			X

**If an advantage is shown, corrective action should be shown on T-60 (Corrective Action Plan).**

Principal's Signature: \_\_\_\_\_

Date: 3-23-09



**KHSAA TITLE IX RE-VISIT  
VERIFICATION OF FORMS  
2008-2009 SCHOOL YEAR**

The 

<b>BARREN COUNTY HIGH</b>
High School

<b>GLASGOW</b>
City

, Kentucky

certifies to the KHSAA that the following is an accurate and true representation of the facts surrounding compliance with 20 V.S.C. Sections 1681-1688, it. Seq. (also known as Title IX).

The following persons are to be identified:

**School District Title IX Coordinator:**

Name	Mark Wallace	Bo Matthews
Professional Title	Dir. Specials Programs	Dir. Pupil Personnel
Phone Number	270 651-3787	
Address	202 WEST WASHINGTON ST. GLASGOW, KY.42141	

**School Title IX Coordinator:**

Name	BOB BLAIR
Professional Title	ATHLETIC DIRECTOR/DESIG. REP.
Phone Number	( 270 ) 651-6552
Address	507TROJAN TR. GLASGOW, KY 42141

The following *signatures* verify the authenticity of the documents included:

	SIGNATURE	DATE
Principal		9-17-08
School Title IX Coordinator		9-17-08
Superintendent		9-17-08
District Title IX Coordinator		9-17-08
School Board Chairperson		9-17-08



**KHSAA TITLE IX RE-VISIT  
VERIFICATION FORMS  
2008-2009 SCHOOL YEAR**

KHSAA  
Form T50  
Rev. 08/08  
Page 2 of 2

School Name: BARREN COUNTY HIGH SCHOOL

**Gender Equity Review Committee Members:**

MEMBER NAME	TITLE	SIGNATURE	DATE	(✓)*
KEITH HALE	PRINCIPAL	<i>[Signature]</i>	9-25-08	
BOB BLAIR	AD/DESIG. REP	<i>Bob Blair</i>	9-25-08	
STEVE RUSSELL	DIR. FACILITIES	<i>[Signature]</i>	9-25-08	
JOHN BUTLER	TEACHER, COACH	<i>John Butler</i>	9-25-08	
SUE PRIESKORN	TEACHER	<i>[Signature]</i>	9-25-08	
CHRISTY AUSTIN	PARENT/ BOOSTER CLUB	<i>Christy Austin</i>	9-25-08	
KELSEY TROWBRIDGE	STUDENT/ ATHLETE	<i>Kelsey Trowbridge</i>	9-25-08	
AUSTIN BIRGE	STUDENT/ ATHLETE	<i>Austin Birge</i>	9-25-08	

• - Please check (✓) if Committee member has reviewed this final submission.

SCHOOL NAME

2008-2009

KHSAA  
Form 760  
Rev. 12/08

BARREN COUNTY HIGH


TITLE IX

CORRECTIVE ACTION PLAN

**DIRECTIONS:**

1. For Column 1, indicate the intended area (Opportunities or Benefits) which needs corrective action in order to achieve gender equity. For Column 2, write the suggested change or activities that will correct the area in need of alteration. For Column 3, include the estimated completion date for the changes or activities.
2. It is possible to attain compliance with Title IX and no longer need "corrective" action. However, the KHSAA strongly encourages compliant schools to identify items for improvement (Column 1), activities to accomplish the improvement (Column 2) and a timetable for completion (Column 3) that will strengthen the athletic program.
3. You may copy this form as needed. Please attach corrective action plans along with audit forms and submit by April 15, 2009.

COLUMN 1	COLUMN 2	COLUMN 3
ITEM FOR CORRECTION/ IMPROVEMENT	SUGGESTED CHANGE/ ACTIVITIES	SCHOOL YEAR, COMPLETION DATE OF CORRECTION FOR PROJECT
ATHLETIC BOOSTER CLUB	CONTRACTUAL AGREEMENT	COMPLETED
BATTING CAGE FOR SOFTBALL	CONSTRUCT BATTING CAGE	COMPLETED
GIRLS BASKETBALL LOCKER ROOM	NEW LOCKERS	COMPLETED
MULTI-USE PRACTICE FIELD	CONSTRUCT PRACTICE FIELD	IN PLANNING STAGES
P.A. SYSTEM @ SOCCER COMPLEX	INSTALL SYSTEM	IN PROCESS

Principal's Signature: 

Date: 03-20-09